

# **ALLEGHENY NATIONAL FOREST RIDING TRAILS**

## **AN ECONOMIC IMPACT STUDY & OHV USER SURVEY**



**Authorized by: The Pennsylvania Off-Highway Vehicle Association and  
The USDA Forest Service—Allegheny National Forest**

**Barney T. Raffield, III, Ph.D.  
Professor of Business Administration  
Lebanon Valley College of Pennsylvania**

**Shawn A. Berwager, B.S.  
Retail Banking  
M & T Bank**

**August 21, 2001**

## Table of Contents

Subject	Page
<a href="#"><u>Purpose of the Study</u></a> .....	1
<a href="#"><u>Methodology</u></a> .....	1
<a href="#"><u>Presentation of the Data</u></a> .....	1
<a href="#"><u>Summary of the Annual Economic Impact of OHV-Owner Usage of Allegheny National Forest Riding Trails on the Commonwealth of Pennsylvania</u></a> .....	2
<a href="#"><u>An Overall Summary of Data Collected</u></a> .....	3
<a href="#"><u>Table 1</u></a> Average Number of Annual OHV Riding Trips to ANF Trails.....	6
<a href="#"><u>Table 2</u></a> Average Length of Stay During Each OHV Riding Trip to ANF Trails.....	7
<a href="#"><u>Table 3</u></a> Type of OHV Ridden on ANF Trails.....	8
<a href="#"><u>Table 4</u></a> Whether ANF Trails Are Ridden Alone or in a Group.....	9
<a href="#"><u>Table 5</u></a> Type of Group Riding ANF Trails With OHV Users.....	10
<a href="#"><u>Table 6</u></a> Type of Overnight Lodging for Riding Trips to ANF Trails.....	11
<a href="#"><u>Table 7</u></a> Access to OHV Trails as a Factor in Owning Property Near ANF Trails.....	12
<a href="#"><u>Table 8</u></a> Average Amount Spent on Property-Related Costs to be Near ANF Trails.....	13
<a href="#"><u>Table 9</u></a> Average Amount Spent for Lodging on Each OHV Riding Trip to ANF Trails.....	14
<a href="#"><u>Table 10</u></a> Average Amount Spent for Food on Each OHV Riding Trip to ANF Trails.....	15
<a href="#"><u>Table 11</u></a> Average Amount Spent for Fuel on Each OHV Riding Trip to ANF Trails.....	16

<b>Subject</b>	<b>Page</b>
<a href="#"><u>Table 12</u></a> Average Amount Spent for OHV-Related Items on Each OHV Riding Trip to ANF Trails.....	17
<a href="#"><u>Table 13</u></a> Average Amount Spent for Non-OHV-Related Items.....	18
<a href="#"><u>Table 14</u></a> Types of OHV Riding Experiences Deemed Most Important to Riders on ANF Trails.....	19
<a href="#"><u>Table 15</u></a> Types of OHV Trail System Improvements Deemed Most Important to Riders on ANF Trails.....	20
<a href="#"><u>Table 16</u></a> OHV Trails Most Frequently Ridden in the ANF.....	21
<a href="#"><u>Table 17</u></a> Average Amount of Time Spent on an ANF Trail During Each Riding Day.....	22
<a href="#"><u>Table 18</u></a> Willingness to Support OHV Trail Improvements in the ANF Through User Fees.....	23
<a href="#"><u>Table 19</u></a> Willingness to Make Return Trips to the ANF for Other Activities.....	24
Appendices	
<a href="#"><u>Appendix A</u></a> Allegheny National Forest Study Questionnaire.....	25
<a href="#"><u>Appendix B</u></a> Cover Letter Mailed with Questionnaire .....	26

**ALLEGHENY NATIONAL FOREST RIDING TRAILS  
AN ECONOMIC IMPACT STUDY & OHV USER SURVEY**

**Purpose of the Study**

This study, authorized by the Pennsylvania Off-Highway Vehicle Association and the USDA Forest Service-Allegheny National Forest, was conducted to assess the impact that off-highway vehicle (OHV) users of Allegheny National Forest trails have on the economy of the Commonwealth of Pennsylvania. For purposes of this study, OHVs are defined as all-terrain vehicles (ATVs) and trail bikes.

**Methodology**

A two-page mail questionnaire, accompanied by a cover letter from the Pennsylvania Off-Highway Vehicle Association, was sent to a systematic random sample of 500 households owning one or more off-highway vehicles from a mailing list provided by the Pennsylvania Off-Highway Vehicle Association. One hundred and fifty households completed and returned the questionnaire, representing a return of 30%. Seventy-five (75) percent of the sample households owning one or more OHVs (see OHV User Study) stated that they took one or more trips annually to ride trails in the Allegheny National Forest. Summary statistics were utilized in tabulating and analyzing the data.

**Presentation of the Data**

The data gleaned from the questionnaires are presented in the following manner: (1) a tabular summary of the economic impact data; (2) an overall summary of the specific data reported in the questionnaires; and (3) a tabular presentation of findings for each of the items on the questionnaire. Appropriate computations were performed and presented within the appropriate table.

**ALLEGHENY NATIONAL FOREST RIDING TRAILS  
AN ECONOMIC IMPACT STUDY & OHV USER SURVEY**

**Summary of the Annual Economic Impact of OHV-Owner Usage of  
Allegheny National Forest Riding Trails on the  
Commonwealth of Pennsylvania**

<b>Estimated Component</b>	<b>Annual Economic Impact on the Commonwealth of Pennsylvania</b>
Property-Related Costs Near ANF	\$ 5,490,000 (see Table 8, p. 13)
Overnight Lodging Purchased on ANF Trips	\$ 12,867,450 (see Table 9, p. 14)
Food Purchased on ANF Trips	\$ 19,301,175 (see Table 10, p. 15)
Fuel Purchased on ANF Trips	\$ 15,440,940 (see Table 11, p. 16)
OHV-Related Expenses on ANF Trips	\$ 9,007,215 (see Table 12, p. 17)
Non-OHV Items Purchased on ANF Trips	<u>\$ 6,433,725</u> (see Table 13, p. 18)
<b>Estimated Total Annual Economic Impact of OHV-Owner Usage of Allegheny National Forest Trails on the Commonwealth of Pennsylvania</b>	<b><u>\$ 68,540,505</u></b>

**ALLEGHENY NATIONAL FOREST RIDING TRAILS  
AN ECONOMIC IMPACT STUDY & OHV USER SURVEY**

**An Overall Summary of the Data Collected**

The data presented here are taken from the results of the information collected in the completed questionnaires from a sample of 150 households owning one or more off-highway vehicles and taking one or more trips annually to ride the trails in the Allegheny National Forest (ANF). In most cases, *the median was used to represent averages.*

**Average number of annual OHV riding trips made to the Allegheny National Forest:** 44% of OHV households make from 2 to 4 annual riding trips to the ANF, while an additional 26% of households make from 5 to 8 annual trips. The median number of annual trips per household is 3. (See Table 1, p. 6)

**Average length of stay during each OHV riding trip to the Allegheny National Forest:** 55% of OHV households spend an average of 2 days during each riding trip to the ANF, while an additional 23% of households spend an average of 1 day or less during each riding trip. The average length of stay during each riding trip to the ANF is 2 days. (See Table 2, p. 7)

**Type of OHV ridden when visiting the ANF:** 46% of households ride an ATV on ANF trails, and an additional 30% of households ride trail bikes. 22% of households ride both ATVs and trail bikes on ANF trails. (See Table 3, p. 8)

**Whether OHV owners ride alone or with others on ANF trails:** 48% of households ride in groups of 2 to 4 on ANF trails, while an additional 47% of households ride in groups of 5 or more. (See Table 4, p. 9)

**Type of group with which OHV owners ride most often on ANF trails:** 69% of households ride with a peer group on ANF trails, and an additional 23% of households ride with a family group. (See Table 5, p. 10)

**Type of lodging used for overnight stays in the Allegheny National Forest:** 33% of households stay in a hotel or motel, while an additional 18% stay in a seasonal residence near ANF trails. (See Table 6, p. 11)

**Access to OHV trails as a factor in decision to own property near the Allegheny National Forest trails:** 62% of households did not consider access to OHV trails as important in their decision to own property near ANF trails, though almost one-third (30%) did consider access to OHV trails in making such a decision. (See Table 7, p. 12)

**Average annual amount spent on property-related costs in the Allegheny National Forest area:** 41% of households spend between \$501 and \$1,000 annually on property-related costs in the ANF area, while 38% of households spend an average of more than \$1,000 annually on such property-related costs in the ANF area. OHV households spend an average of \$750 annually for property-related costs in the ANF area. (See Table 8, p. 13)

**ALLEGHENY NATIONAL FOREST RIDING TRAILS  
AN ECONOMIC IMPACT STUDY & OHV USER SURVEY**

**Average amount spent for lodging on each OHV riding trip to the Allegheny**

**National Forest:** 49% of households spend up to \$50 for lodging on each OHV riding trip to the ANF, while an additional 32% of households spend from \$51 to \$100 per OHV riding trip to the ANF. The average amount spent for lodging on each OHV riding trip to the ANF is \$50. (See Table 9, p. 14)

**Average amount spent for food on each OHV riding trip to the Allegheny National**

**Forest:** 42% of households spend from \$51 to \$100 for food on each OHV riding trip to the ANF, and an additional 36% of households spend up to \$50 per OHV riding trip to the ANF. The average amount spent for food on each OHV riding trip to the ANF is \$75. (See Table 10, p. 15)

**Average amount spent for fuel on each OHV riding trip to the Allegheny National**

**Forest:** 42% of households spend between \$26 and \$50 for fuel on each OHV riding trip to the ANF, while an additional 27% spend between \$51 and \$75 per OHV riding trip to the ANF. The average amount spent for fuel on each OHV riding trip to the ANF is \$60. (See Table 11, p. 16)

**Average amount spent for OHV-related items on each OHV riding trip to the ANF:**

42% of households spend between \$26 and \$50 for OHV-related items on each OHV riding trip to the ANF, and an additional 32% of households spend up to \$25 per OHV riding trip to the ANF. The average amount spent for OHV-related items on each OHV riding trip to the ANF is \$35. (See Table 12, p. 17)

**Average amount spent for non-OHV-related items (e.g., souvenirs, clothing, and all other such expenses) on each OHV riding trip to the Allegheny National Forest:**

49% of households spend up to \$25 for non-OHV-related items on OHV trips to ANF trails, while an additional 33% of households spend between \$26 and \$50 for such items on each OHV trip to the ANF. The average amount spent for non-OHV-related items on each OHV trip to the ANF is \$25. (See Table 13, p. 18)

**Types of OHV riding experiences deemed most important to riders visiting the**

**Allegheny National Forest:** Those types of riding experiences deemed most important to riders visiting the ANF include family rides, rides on trails with plenty of mud and hills, just plain fun rides, rides on trails that are well maintained, rides on longer trails, rides of 2 hours or more with restaurants available nearby, rides in areas with adequate parking, more access to riding trails throughout the year, rides on trails providing more diversity than dirt roads, and rides on a greater variety of trails. (See Table 14, p. 19)

**Types of OHV trail system improvements deemed most important to riders visiting the Allegheny National Forest:**

OHV trail system improvements most desired by riders visiting the ANF include more trail areas, more technically challenging trails, more access to trails when riders would like to use them, good signage along trails, and less dirt roads designated as trails. (See Table 15, p. 20)

**ALLEGHENY NATIONAL FOREST RIDING TRAILS  
AN ECONOMIC IMPACT STUDY & OHV USER SURVEY**

**OHV trails ridden most often in the Allegheny National Forest:** The ANF trails ridden in order of their popularity with OHV riders are Marienville, Rocky Gap, Timberline, and Willow Creek. The Marienville Trail is considerably more popular than the other ANF trails. (See Table 16, p. 21)

**Average amount of time spent on an Allegheny National Forest trail during each riding day:** 70% of households spend between 4 and 8 hours on an ANF trail during each riding day. The average amount of time spent on an ANF trail during a riding day is 6 hours. (See Table 17, p. 22)

**Willingness to support OHV trail improvements in the Allegheny National Forest through a user fee:** 73% of households would approve of a user fee for improving OHV trails in the ANF. Only 18% of households would absolutely disapprove of such a user fee. (See Table 18, p. 23)

**Willingness to make return trips to the Allegheny National Forest for other activities as a result of being introduced to the ANF by OHV riding trips:** 69% of households are willing to visit the ANF for other activities because they were first introduced to the ANF through OHV riding trips; slightly over one-third (36%) of households are not willing to use the ANF for activities other than OHV riding. (See Table 19, p. 24)



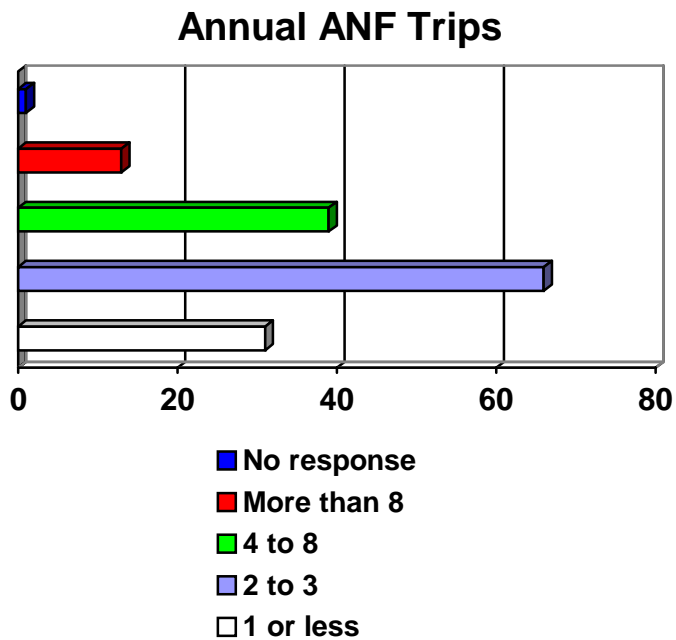
**ALLEGHENY NATIONAL FOREST RIDING TRAILS  
AN ECONOMIC IMPACT STUDY & OHV USER SURVEY**

Table 1

Average Number of Annual OHV Riding Trips to ANF Trails

On average, how many trips do you make to the OHV trails in the ANF each year? (n = 150)

Number of Trips	Number Responding	Percentage of Respondents
One or less	31	20%
Two to three	66	44%
Four to eight	39	26%
More than eight	13	9%
No response	1	1%



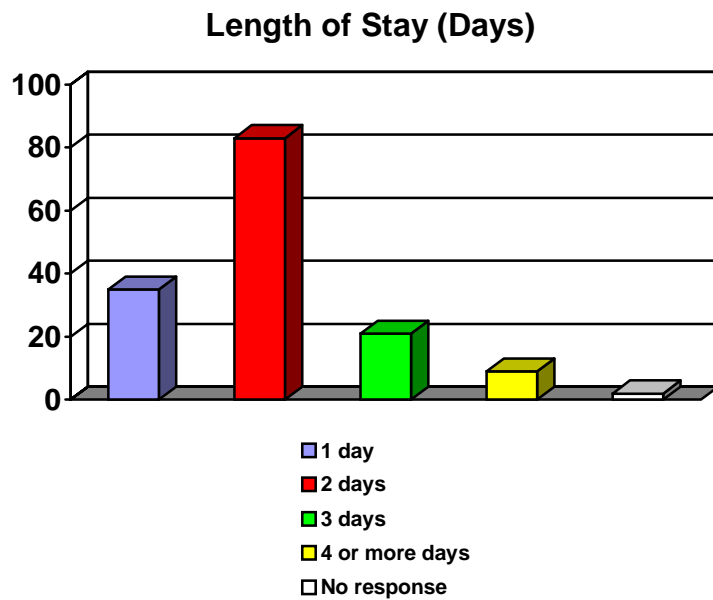
**ALLEGHENY NATIONAL FOREST RIDING TRAILS  
AN ECONOMIC IMPACT STUDY & OHV USER SURVEY**

Table 2

**Average Length of Stay During Each  
OHV Riding Trip to ANF Trails**

How long do you usually stay in the area when you come to trail ride in the ANF? (n = 150)

<b>Number of Days</b>	<b>Number Responding</b>	<b>Percentage of Respondents</b>
One	35	23%
Two	83	55%
Three	21	14%
Four or more	9	6%
No response	2	2%



**ALLEGHENY NATIONAL FOREST RIDING TRAILS  
AN ECONOMIC IMPACT STUDY & OHV USER SURVEY**

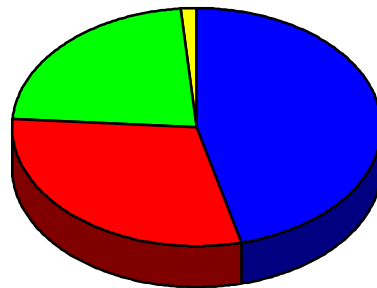
Table 3

Type of OHV Ridden on ANF Trails

When you ride the trails of the ANF, do you ride: (n = 150)

Vehicle Ridden	Number Responding	Percentage of Respondents
ATV	69	46%
Trail bike	45	30%
Both	34	22%
No response	2	2%

**Type of OHV Ridden**



- ATV
- Trail bike
- Both
- No response

**ALLEGHENY NATIONAL FOREST RIDING TRAILS  
AN ECONOMIC IMPACT STUDY & OHV USER SURVEY**

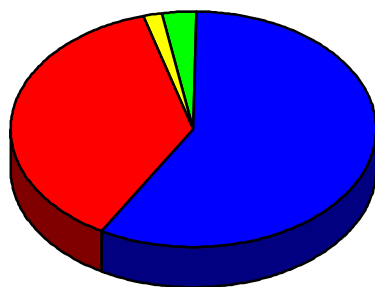
Table 4

**Whether ANF Trails Are Ridden Alone or in a Group**

When riding in the ANF, do you usually ride: (n = 150)

<b>Riding Companions</b>	<b>Number Responding</b>	<b>Percentage of Respondents</b>
Alone	4	3%
In a group of two to four	73	48%
In a group of five or more	47	47%
No response	2	2%

**Riding Companions**



- Alone
- In a group of 2 to 4
- In a group of 5 or more
- No response

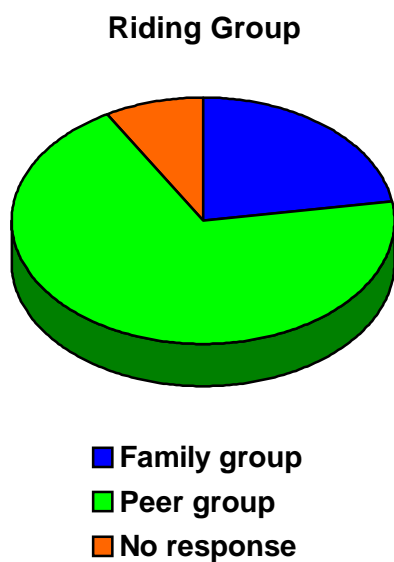
**ALLEGHENY NATIONAL FOREST RIDING TRAILS  
AN ECONOMIC IMPACT STUDY & OHV USER SURVEY**

Table 5

Type of Group Riding ANF Trails With OHV Users

With what type of group do you ride most often? (n = 146)

Type of Group	Number Responding	Percentage of Respondents
Family group	33	23%
Peer group	101	69%
No response	12	8%



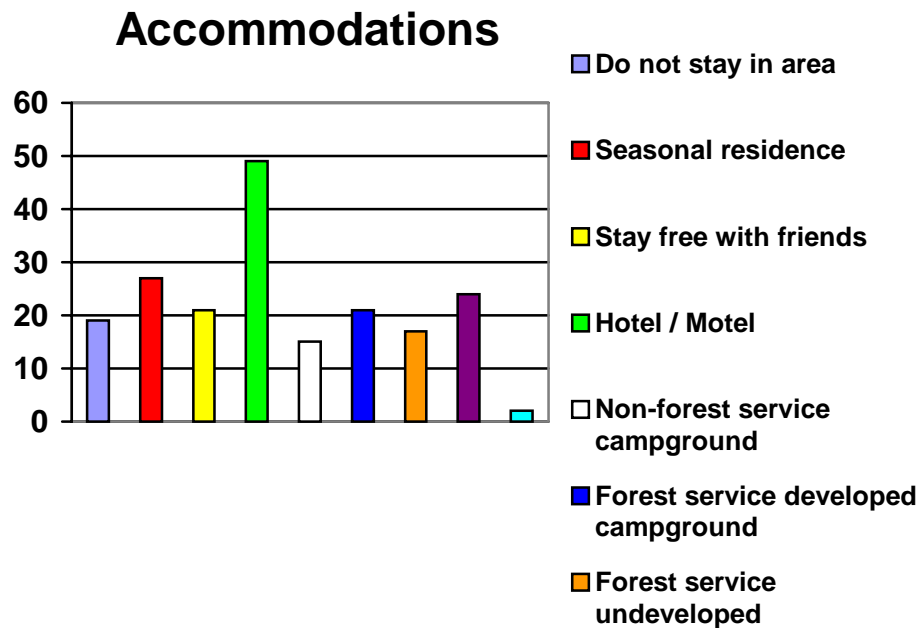
**ALLEGHENY NATIONAL FOREST RIDING TRAILS  
AN ECONOMIC IMPACT STUDY & OHV USER SURVEY**

**Table 6**

**Type of Overnight Lodging for Riding Trips to ANF Trails**

What sort of accommodations do you use for overnight stays in the ANF area? (n = 150)

<b>Type of Accommodations</b>	<b>Number Responding</b>	<b>Percentage of Respondents</b>
Do not stay in area	19	13%
Seasonal residence	27	18%
Stay free with friends	21	14%
Hotel / Motel	49	33%
Non-forest service campground	15	10%
Forest service developed campground	21	14%
Forest service undeveloped campground	17	11%
Own property	24	16%
No response	2	2%



**ALLEGHENY NATIONAL FOREST RIDING TRAILS  
AN ECONOMIC IMPACT STUDY & OHV USER SURVEY**

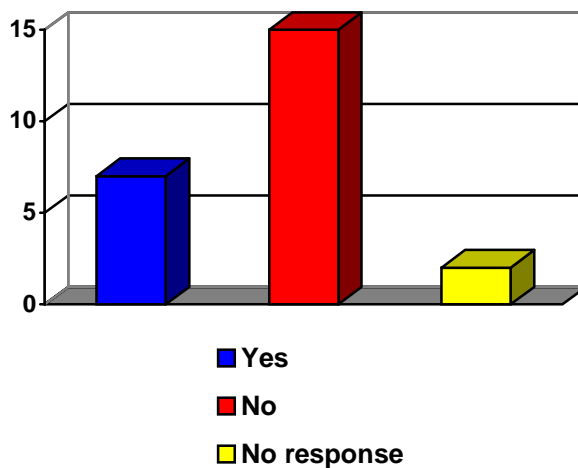
Table 7

**Access to OHV Trails as a Factor in  
Owning Property Near ANF Trails**

Was access to OHV trails in the ANF a factor in your decision to own property in the  
area?  
(n = 24)

Access to OHV Trails	Number Responding	Percentage of Respondents
Yes	7	30%
No	15	62%
No response	2	8%

**Owning Property Related  
to OHV Trail Access**



**ALLEGHENY NATIONAL FOREST RIDING TRAILS  
AN ECONOMIC IMPACT STUDY & OHV USER SURVEY**

Table 8

**Average Amount Spent on Property-Related  
Costs to be Near ANF Trails**

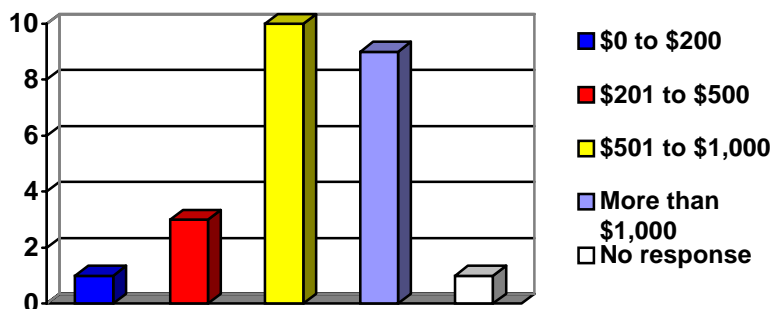
How much do you spend each year on property related costs? (This should include things like property / building maintenance and repair, property taxes, utility costs, etc.)  
(n = 24)

<b>Amount Spent</b>	<b>Number Responding</b>	<b>Percentage of Respondents</b>
\$0 to \$200	1	4%
\$201 to \$500	3	13%
\$501 to \$1,000	10	41%
More than \$1,000	9	38%
No response	1	4%

**Computation of the Average Annual Expenditure for Property Located Near ANF Trails:** 228,754 (estimated total number of Pennsylvania households owning OHVs) X 50% (reduction to avoid sampling error) X 16% (percentage of households owning property near ANF trails) X 30% (percentage of households who purchased property near the ANF to have access to OHV riding trails) = 5,490 households

**Computation of the Estimated Total Annual Property-Related Costs:** 5,490 households (see computation above) X \$1,000 (average annual expenditure for property-related costs) = **\$5,490,000**

**Property-Related Costs**





**ALLEGHENY NATIONAL FOREST RIDING TRAILS  
AN ECONOMIC IMPACT STUDY & OHV USER SURVEY**

Table 9

**Average Amount Spent for Lodging on Each  
OHV Riding Trip to ANF Trails**

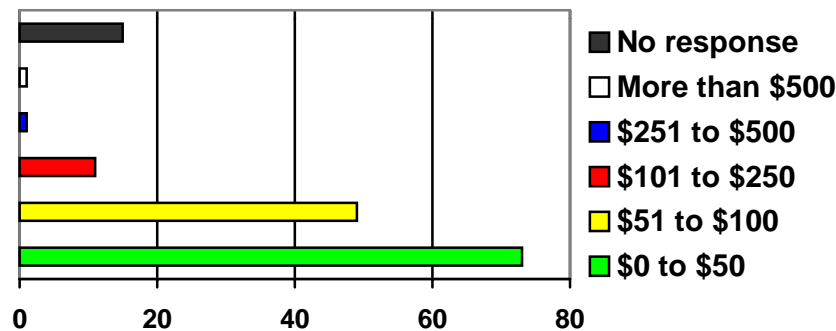
On average, how much do you spend on overnight accommodations during each trip to ride in the ANF? (n = 150)

Overnight Expenditure	Number Responding	Percentage of Respondents
\$0 to \$50	73	49%
\$51 to \$100	49	32%
\$101 to \$250	11	7%
\$251 to \$500	1	1%
More than \$500	1	1%
No response	15	10%

**Computation of the Average Annual Expenditure for Lodging on All OHV Riding Trips to ANF Trails:** \$50 (average expenditure for lodging on each OHV riding trip to ANF trails) X 3 (average number of OHV riding trips per year to ANF trails) = \$150

**Computation of the Estimated Total Annual Expenditure for Lodging on All OHV Riding Trips to ANF Trails:** 228,754 (total number of households owning OHV(s) X 50% (reduction to avoid sampling error) X 75% (percentage of households making one or more trips to ANF trails) = 85,783 households X \$150 (see computation above) = **\$12,867,450**

**Overnight Accommodations Expense**



**ALLEGHENY NATIONAL FOREST RIDING TRAILS  
AN ECONOMIC IMPACT STUDY & OHV USER SURVEY**

Table 10

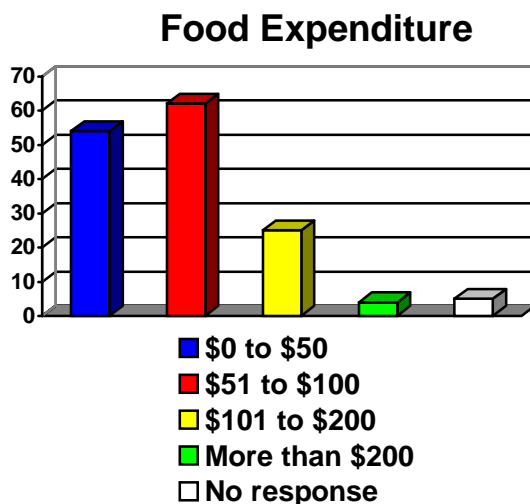
**Average Amount Spent for Food on  
Each OHV Riding Trip to ANF Trails**

On average, how much do you spend on food during each trip to ride in the ANF? (n = 150)

<b>Food Expenditure</b>	<b>Number Responding</b>	<b>Percentage of Respondents</b>
\$0 to \$50	54	36%
\$51 to \$100	62	42%
\$101 to \$200	25	17%
More than \$200	4	2%
No response	5	3%

**Computation of the Average Annual Expenditure for Food on All OHV Riding Trips to ANF Trails:** \$75 (average expenditure for food on each OHV riding trip to ANF trails) X 3 (see Table 9) = \$225

**Computation of the Estimated Total Annual Expenditure for Food on All OHV Riding Trips to ANF Trails:** 85,783 households (see Table 9) X \$225 (see computation above) = **\$19,301,175**



**ALLEGHENY NATIONAL FOREST RIDING TRAILS  
AN ECONOMIC IMPACT STUDY & OHV USER SURVEY**

Table 11

**Average Amount Spent for Fuel on  
Each OHV Riding Trip to ANF Trails**

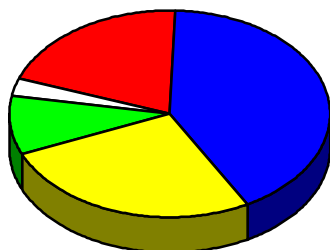
On average, how much do you spend on fuel during each trip to ride in the ANF? (n = 150)

<b>Fuel Expenditure</b>	<b>Number Responding</b>	<b>Percentage of Respondents</b>
\$0 to \$25	30	20%
\$26 to \$50	62	42%
\$51 to \$75	40	27%
More than \$75	14	9%
No response	4	2%

**Computation of the Average Annual Expenditure for Fuel on All OHV Riding Trips to ANF Trails:** \$60 (average expenditure for fuel on each OHV riding trip to ANF trails) X 3 (see Table 9) = \$180

**Computation of the Estimated Total Annual Expenditure for Fuel on All OHV Riding Trips to ANF Trails:** 85,783 households (see Table 9) X \$180 (see computation above) = **\$15,440,940**

**Fuel Expenditure**



- \$0 to \$25
- \$26 to \$50
- \$51 to \$75
- More than \$75
- No response

**ALLEGHENY NATIONAL FOREST RIDING TRAILS  
AN ECONOMIC IMPACT STUDY & OHV USER SURVEY**

Table 12

**Average Amount Spent for OHV-Related  
Items on Each OHV Riding Trip to ANF Trails**

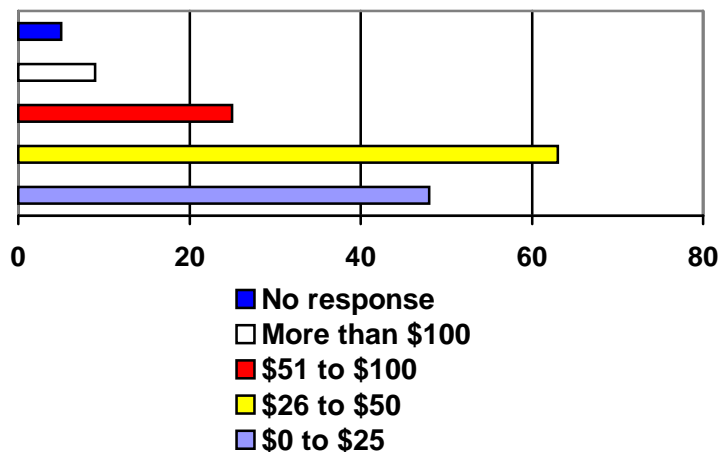
On average, how much do you spend on OHV-related expenses during each trip to ride in the ANF (lubes, parts, accessories, repairs, special event entry fees, etc.)? (n = 150)

<b>OHV-Related Expenditures</b>	<b>Number Responding</b>	<b>Percentage of Respondents</b>
\$0 to \$25	48	32%
\$26 to \$50	63	42%
\$51 to \$100	25	16%
More than \$100	9	6%
No response	5	4%

**Computation of the Average Annual Expenditure for OHV-Related Items on Each OHV Riding Trip to ANF Trails:** \$35 (average expenditure for OHV-related items on each OHV riding trip to ANF trails) X 3 (see Table 9) = \$105

**Computation of the Estimated Total Annual Expenditure for OHV-Related Items on All OHV Riding Trips to ANF Trails:** 85,783 households (see Table 9) X \$105 (see computation above) = **\$9,007,215**

**OHV-Related Expenditures**



**ALLEGHENY NATIONAL FOREST RIDING TRAILS  
AN ECONOMIC IMPACT STUDY & OHV USER SURVEY**

Table 13

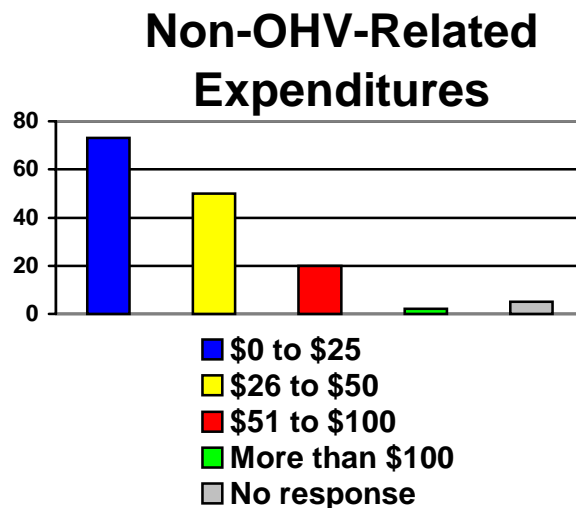
**Average Amount Spent for Non-OHV-Related Items**

On average, how much do you spend on non-OHV-related items during each trip to ride in the ANF (souvenirs, clothing, any other purchases)? (n = 150)

<b>Non-OHV-Related Expenditures</b>	<b>Number Responding</b>	<b>Percentage of Respondents</b>
\$0 to \$25	73	49%
\$26 to \$50	50	33%
\$51 to \$100	20	13%
More than \$100	2	1%
No response	5	4%

**Computation of the Average Annual Expenditure for Non-OHV-Related Items on Each Riding Trip to ANF Trails:** \$25 (average expenditure for non-OHV-related items on each OHV riding trip to ANF trails) X 3 (see Table 9) = \$75

**Computation of the Estimated Total Annual Expenditure for Non-OHV-Related Items on All OHV Riding Trips to ANF Trails:** 85,783 households (see Table 9) X \$75 (see computation above) = **\$6,433,725**



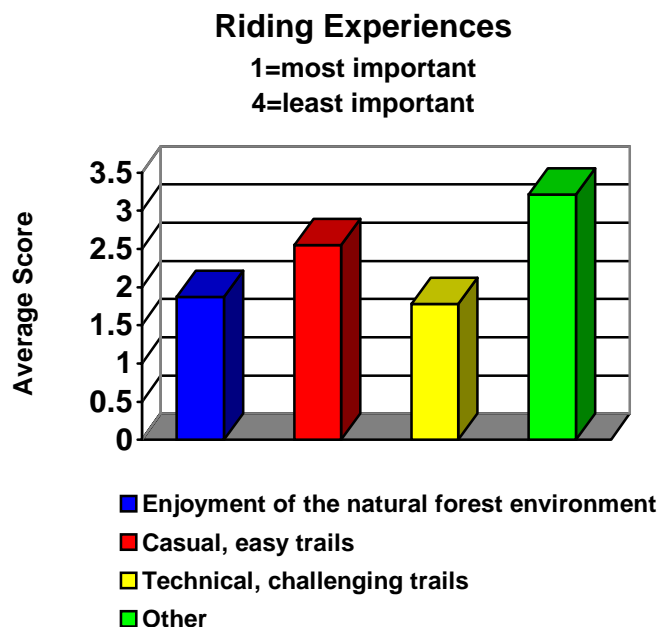
**ALLEGHENY NATIONAL FOREST RIDING TRAILS  
AN ECONOMIC IMPACT STUDY & OHV USER SURVEY**

**Table 14**

**Importance of Trail Riding Experience**

Using numbers 1 to 4, please rank what sort of trail riding experience is most important to you. Use 1 for most important and 4 for least important. (n = 150)

<b>Trail Riding Experience</b>	<b>Total Score</b>	<b>Average Score</b>
Enjoyment of natural forest environment	262	1.87
Casual, easy trails	345	2.55
Technical, challenging trails	256	1.78
Other (please specify)	196	3.21



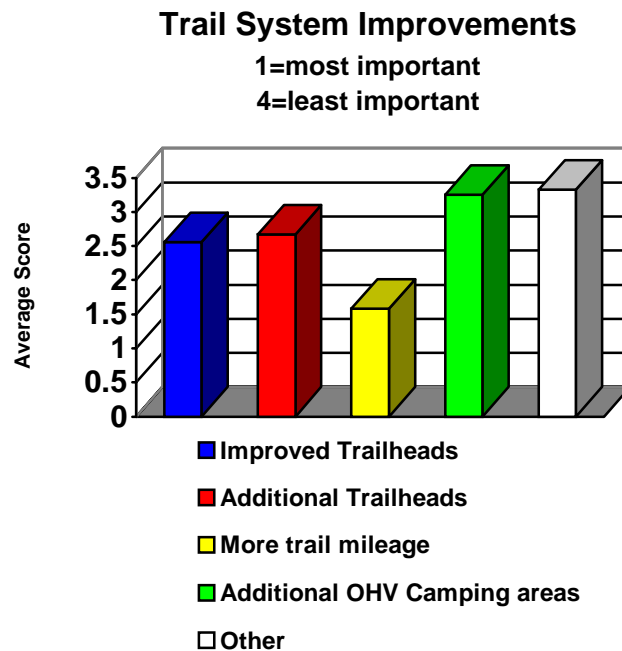
**ALLEGHENY NATIONAL FOREST RIDING TRAILS  
AN ECONOMIC IMPACT STUDY & OHV USER SURVEY**

Table 15

**Types of Trail System Improvements  
Deemed Most Important to Riders on ANF Trails**

Using numbers 1 to 5, please rank which types of trail system improvements are most important to you. Use 1 for most important and 5 for least important. (n = 150)

<b>Trail System Improvements</b>	<b>Total Score</b>	<b>Average Score</b>
Improved trailheads	343	2.56
Additional trailheads	358	2.67
More trail mileage	227	1.58
Additional OHV camping areas	409	3.25
Other (please specify)	170	3.33



**ALLEGHENY NATIONAL FOREST RIDING TRAILS  
AN ECONOMIC IMPACT STUDY & OHV USER SURVEY**

Table 16

**OHV Trails Most Frequently Ridden in the ANF**

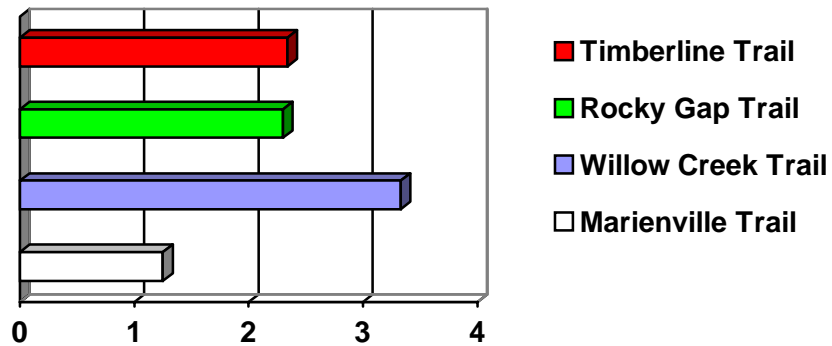
Using numbers 1 to 4, please indicate which trails you ride most often. Use 1 for most often, 2 for second most often, etc. If you do not ride one or more of the trails, leave those blanks empty. (n = 142)

<b>Trail</b>	<b>Number of Riders</b>	<b>Frequency Score</b>
Marienville Trail	138	1.25
Willow Creek Trail	60	3.33
Rocky Gap Trail	96	2.30
Timberline Trail	93	2.34

**Trails Ridden Most Frequently**

1 = most often

4 = least often





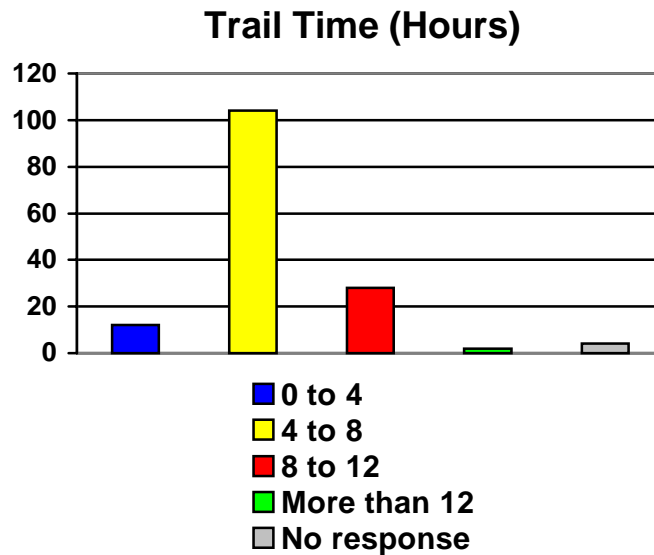
**ALLEGHENY NATIONAL FOREST RIDING TRAILS  
AN ECONOMIC IMPACT STUDY & OHV USER SURVEY**

Table 17

**Average Amount of Time Spent on an  
ANF Trail During Each Riding Day**

How much time do you usually spend at the trail during each day's riding? (n = 150)

Trail Time	Number Responding	Percentage of Respondents
0 to 4 hours	12	8%
4 to 8 hours	104	70%
8 to 12 hours	28	19%
More than 12 hours	2	1%
No Response	4	2%



**ALLEGHENY NATIONAL FOREST RIDING TRAILS  
AN ECONOMIC IMPACT STUDY & OHV USER SURVEY**

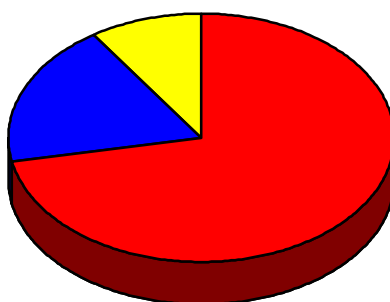
Table 18

**Willingness to Support OHV Trail Improvement  
In the ANF Through User Fees**

Would you be willing to support OHV trail improvement in the ANF through an OHV user fee? (n = 150)

<b>Support</b>	<b>Number Responding</b>	<b>Percentage of Respondents</b>
Yes	108	%
No	28	%
No Response	14	%

**Support for Trail Improvements  
Through User Fees**



■ Yes  
■ No  
■ No response

**ALLEGHENY NATIONAL FOREST RIDING TRAILS  
AN ECONOMIC IMPACT STUDY & OHV USER SURVEY**

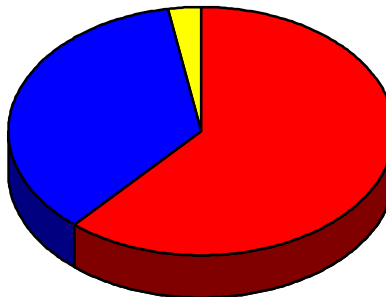
Table 19

**Willingness to Make Return Trips to  
the ANF for Other Activities**

Have you made return trips to the ANF Region for non-OHV activities as a result of being introduced to the area through OHV activity? (n = 150)

<b>Return Trips</b>	<b>Number Responding</b>	<b>Percentage of Respondents</b>
Yes	92	%
No	54	%
No Response	4	%

**Return Trips Made to ANF**



■ Yes  
■ No  
■ No response

## APPENDIX A

### ECONOMIC IMPACT OF OHV ACTIVITY IN PENNSYLVANIA Activity Survey for OHV trails in Allegheny National Forest (ANF)

- 1) On average, how many trips do you make to the OHV trails in the ANF each year?  
\_\_\_\_\_ 1 or less \_\_\_\_\_ 2 to 3 \_\_\_\_\_ 4 to 8 \_\_\_\_\_ More than 8
- 2) How long do you usually stay in the area when you come to trail ride in the ANF?  
\_\_\_\_\_ 1 day \_\_\_\_\_ 2 days \_\_\_\_\_ 3 days \_\_\_\_\_ 4 or more days
- 3) When you ride the trails of the ANF, do you ride:  
\_\_\_\_\_ ATV \_\_\_\_\_ Trail Bike \_\_\_\_\_ Both
- 4) When riding in the ANF, do you usually ride:  
\_\_\_\_\_ Alone \_\_\_\_\_ In a group of 2 to 4 \_\_\_\_\_ In a group of 5 or more  
**(If you ride alone, skip to question 6)**
- 5) With what type of group do you ride most often?  
\_\_\_\_\_ Ride with a family group  
\_\_\_\_\_ Ride with a peer group
- 6) What sort of accommodations do you use for overnight stays in the ANF area?  
\_\_\_\_\_ Do not stay in area \_\_\_\_\_ Seasonal Residence \_\_\_\_\_ Stay free with friends  
\_\_\_\_\_ Hotel/Motel \_\_\_\_\_ Non-Forest Service campground  
\_\_\_\_\_ Forest Service developed campground  
\_\_\_\_\_ Forest Service undeveloped campground  
\_\_\_\_\_ Own property  
**(If you own property, please answer questions 7 and 8. All others skip to question 9.)**
- 7) Was access to OHV trails in the ANF a factor in your decision to own property in the area?  
\_\_\_\_\_ Yes \_\_\_\_\_ No
- 8) How much do you spend each year on property related costs? (This should include things like property/building maintenance and repair, property taxes, utility costs, etc.)  
\_\_\_\_\_ \$0 to \$200 \_\_\_\_\_ \$201 to \$500 \_\_\_\_\_ \$501 to \$1000 \_\_\_\_\_ More than \$ 1 000  
**When answering questions 9 - 13, please include only money spent in the four-county ANF region.**
- 9) On average, how much do you spend on overnight accommodations during each trip to ride in the ANF?  
\_\_\_\_\_ \$0 to \$50 \_\_\_\_\_ \$51 to \$100 \_\_\_\_\_ \$101 to \$250 \_\_\_\_\_ \$251 to \$500  
\_\_\_\_\_ More than \$500
- 10) On average, how much do you spend on food during each trip to ride in the ANF?  
\_\_\_\_\_ \$0 to \$50 \_\_\_\_\_ \$51 to \$100 \_\_\_\_\_ \$101 to \$200 \_\_\_\_\_ More than \$200

SIURVEY CONTINUES ON BACK

- 11) On average, how much do you spend on fuel during each trip to ride in the ANF?  
       \_\_\_\_\_ \$0 to \$25      \_\_\_\_\_ \$26 to \$50      \_\_\_\_\_ \$51 to \$75      \_\_\_\_\_ More than \$75
- 12) On average, how much do you spend on OIIV-related expenses during each trip to ride in the ANF? (This should include things like lubes, parts, accessories, repairs, special event entry fees, etc.)  
       \_\_\_\_\_ \$0 to \$25      \_\_\_\_\_ \$26 to \$50      \_\_\_\_\_ \$51 to \$100      \_\_\_\_\_ More than \$ 1 00
- 13) On average, how much do you spend on non-OHV-related items **during each trip to ride in the ANF?** (This should include things like souvenirs, clothing, or any other purchases-)  
       \_\_\_\_\_ \$0 to \$25      \_\_\_\_\_ \$26 to \$50      \_\_\_\_\_ \$51 to \$100      \_\_\_\_\_ More than \$100
- 14) Using numbers 1 to 4, please rank what sort of trail riding experience is most important to you. Use 1 for most important and 4 for least important.  
       \_\_\_\_\_ Enjoyment of natural forest environment  
       \_\_\_\_\_ Casual, easy trails  
       \_\_\_\_\_ Technical, challenging trails  
       \_\_\_\_\_ Other (please specify) \_\_\_\_\_
- 15) Using numbers 1 to 5, please rank which types of trail system improvements are most important to you. Use 1 for most important and 5 for least important.  
       \_\_\_\_\_ Improved trailheads (water, restrooms, additional parking, etc.)  
       \_\_\_\_\_ Additional trailheads  
       \_\_\_\_\_ More trail mileage  
       \_\_\_\_\_ Additional OHV camping areas  
       \_\_\_\_\_ Other (please specify) \_\_\_\_\_
- 16) Using numbers 1 to 4, please indicate which trails you ride most often. Use 1 for most often, 2 for second most often, etc. If you do not ride one or more of the trails, leave those blanks empty.  
       \_\_\_\_\_ Marienville Trail    \_\_\_\_\_ Willow Creek Trail    \_\_\_\_\_ Rocky Gap Trail    \_\_\_\_\_ Timberline Trail
- 17) How much time do you usually spend at the trail during each day's riding?  
       \_\_\_\_\_ 0 to 4 hours      \_\_\_\_\_ 5 to 8 hours      \_\_\_\_\_ 9 to 12 hours      \_\_\_\_\_ more than 12 hours
- 18) Would you be willing to support ORV trail improvement in the ANF through an OHV user fee?  
       \_\_\_\_\_ Yes      \_\_\_\_\_ No
- 19) Have you made return trips to the ANF Region for non-OHV activities as a result of being introduced to the area through OHV activity?  
       \_\_\_\_\_ Yes      \_\_\_\_\_ No

Any additional comments about ANF trail system are invited and should be directed to: Motorized Trails, Allegheny National Forest, 222 Liberty Ave., P. O. Box 847, Warren, PA 16365.

**Thank you for taking the time to fill out this survey. Please return both survey pages as promptly as possible.**

## APPENDIX B

April, 2001

Pennsylvania Off-Highway Vehicle Association, (PAOHV)  
224 Pine St.  
Harrisburg, PA

Dear ATV/Trail Bike enthusiast,

On behalf of the Pennsylvania Off-Highway Vehicle Association, (PAOHV), and recreation coordinators at the Allegheny National Forest, welcome to the first ever study of the economic impact of OHV activity in Pennsylvania.

For quite some time now, various ATV and Trail Bike clubs in PA have believed our sport is of significant economic importance, but it seems no one has any data to substantiate that belief. In order to investigate how much impact our sport has on our state, we developed the attached survey. It is hoped that the conclusions reached from this study can be used to improve OHV recreation in Pennsylvania by demonstrating how important we are to the states economic health.

You are critically important to the success of the study in that you have been selected to participate in it. Please take a few minutes to fill out the enclosed survey form. Rest assured that all responses remain anonymous and confidential. It should take no longer than 10 or 15 minutes to complete the survey, and your cooperation is important to the future of the sport. If you have any questions with the survey, please feel free to contact survey coordinator Harold Silbaugh at 814-886-5464.

The first page of the survey is for data collection on a statewide basis, and the second page is specific to the OHV trails in the Allegheny National Forest. If you have never been to the ANF trails, you can disregard the second page of the survey.

Thanks again for your prompt completion of the survey. When you are done, please check back over the form to assure you have filled out all questions that apply to you as accurately as possible, and return the survey in the enclosed self-addressed stamped envelope.

Study results will be available through PAOHV or the ANF later this summer.

Sincerely,

H- N. Silbaugh  
PAOHV Study Coordinator